


Baptist Health University (BHU) Computer Setup and Browser Check


In order to participate in the courses with the correct minimum system requirements, please review this document.


When you log into BHU, a message may appear under the browser menus that states "Your computer does not meet the minimum system requirements for the HealthStream Learning Center. Click here for more details."

If this occurs, click on the link and Browser Check window will appear that informs you of item that need to be changed. Here is the Browser Check window where all items meet or exceed the recommended system requirements. You may also check your browser by clicking on <My Profile> from the top BHU menu bar and then select by clicking on <Check System Requirements>.














HealthStream Browser Check

Thank you for checking your browser settings! We believe this will assist you in having a great experience with our product. If you are having any problems and you show a deficiency indicated by an  on any of the recommended standards, please contact your internal technical support group or HealthStream Customer Service.

Please Note: If JavaScript is disabled, many of your items may render as a 

Status

 Student meets the recommended system requirements

Status	Item Description	Recommended	Your System
	Internet Browser	MS Internet Explorer 5.5 or above	IE 6.0
	Operating System	Microsoft Windows 2000 or above	Microsoft WinXP
	Popup Blocking	Disabled	Disabled
	Cookies	Enabled	Enabled
	JavaScript	Enabled	Enabled
	Student Connectivity	128Kb/s (16 KB/s) or above	3397935 bits/sec (414.79 KBytes/sec)
	Administrator Connectivity*	240Kb/s (30 KB/s) or above	3397935 bits/sec (414.79 KBytes/sec)
	Screen Resolution	1024 X 768 pixels	1024 X 768 pixels
	Macromedia Flash	7.5.1 or above	Version 9 (Version 9,0,45,0)
	Adobe Acrobat Reader*	6.0 or above	Installed (Version 8.1.0)

If you are using another browser such as American Online it is best to minimize that browser window and open Internet Explorer to access BHU.

Currently, the operating system VISTA requires IE 5.5 to 6.0 to operate. The Learning Management System BHU is delivered on does not support Macintosh usage but the course appears to function properly using Safari 3.0. More testing will be done in the future using the Macintosh platform and Microsoft VISTA.

The directions below address how to enable Cookies (how your scores and other data is passed in BHU) and disable Popup Blocking (need to allow course windows to popup over homepage).

How to Set Up Your System for BHU

Internet Browser Options for BHSF IE 6.0 Version

Temporary Cookies - Browsers must be set to accept temporary cookies, also known as per-session cookies. Temporary cookies are not stored on the computer's hard drive.

Here are the steps for enabling temporary cookies:

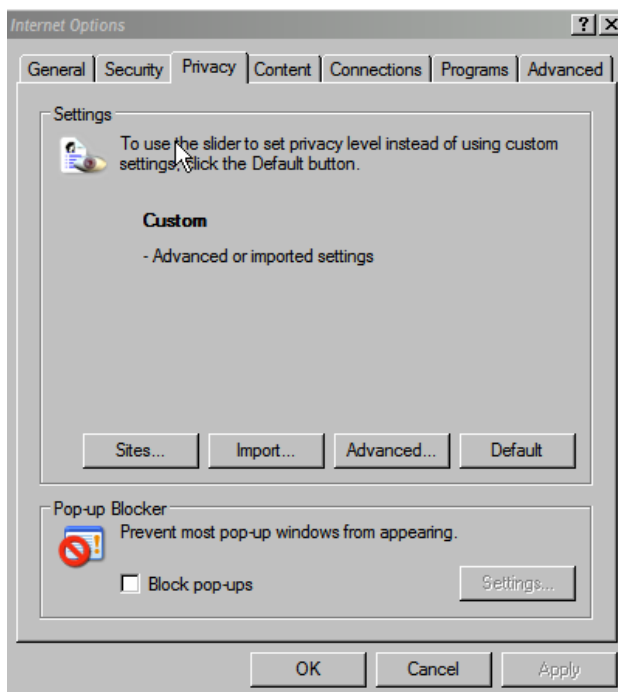
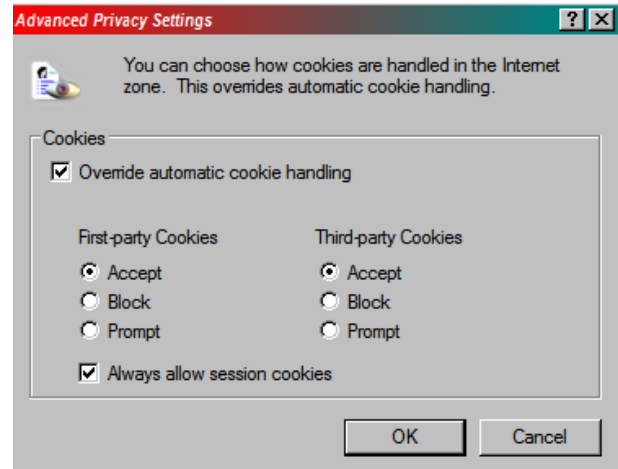
1. Open Internet Explorer
2. Go to the Tools menu and choose Internet Options



3. Choose the **Privacy tab** and then click on the Advanced button in the middle of the window.

4. Choose to override automatic cookie handling by marking the checkbox.

Make sure that you accept first and third party cookies. Also, choose to allow session cookies by marking the checkbox.



Pop-Up Blockers - must be disabled in order to allow BHU to load all pages and windows properly. There are many toolbar applications from many different software providers such as Yahoo and Google; in fact, there are too many for us to provide detailed instructions for all.

Please refer to the appropriate documentation for other pop-up blocking applications on your home computers.

Here are the steps to disable pop-up blocker functionality for the recommended browser, Internet Explorer.

To disable Internet Explorer's pop-up blocker function:

1. Go to the Tools menu and choose Internet Options
2. Go to the Privacy tab and de-select the pop up blocker checkbox (no check should appear in box)
3. Click on the OK button.

Screen resolution can easily be changed by clicking on the Start at the bottom of your screen > go to Settings > Control Panel > Display > and adjust your screen resolution with the slider bar to 1024 by 768 pixels.

Macromedia Flash should be loaded on your computer at work and may be downloaded at home at the following website: <http://get.adobe.com/flashplayer/>

Adobe Reader should also be loaded on your computer at work and may be downloaded at home at the following website: <http://www.adobe.com/products/acrobat/readstep2.html>